



WELCOME


Prepare & Connect For the 2025-2026 School Year



Welcome to the 2024-2025 Parent Orientation! We are grateful that you're able to join us. We look forward to getting to know all of you! We have some wonderful staff and parents here to help us get ready for the school year.

- Introductions of staff attending

Welcome to CG!

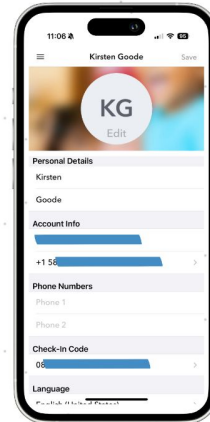
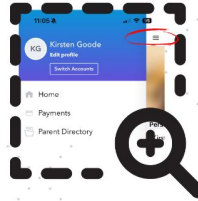
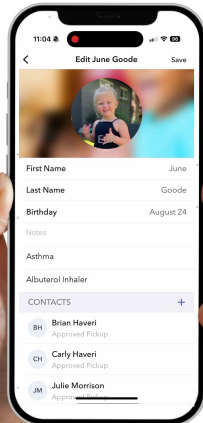
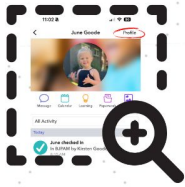


There is always so much information when preparing for school, and it is our goal to streamline that information and process for you. That said, your **parent handbook** is going to be your best resource over the summer. Be sure to read it, and refer to these two documents inside: Important Information & Checklist handouts. This is where you will find information about Brightwheel (the app we use for forms, student information, and checking your child into school), what you need for the first day, who to contact and when, and more. We also have a digital version of the parent handbook on the website, as well as other parent information. To get there, you'll go to the Parent section on the website, and then Forms and Information. All of the information we cover tonight is in these resources as well!

If you have any questions as you go through these, feel free to contact someone from administration. However, please note that during summer break, email communication is periodic, so it may be some time before you hear back. But again, you have the website and handbook readily available, and all your information needed will be there.

Brightwheel

1. Messages for Forms
2. Update Profile (each child)
3. Update Check-in Code



As we get started, let's look at Brightwheel real quick! You'll notice when you log in, that you have your own Parent Profile, and then you have profiles for each child. You'll want to take the time to go through each of these. In your profile, this is where you can set your check-in code and choose something that's easy to remember, because you'll use it each day you drop off and pick up!

Be sure to check the profiles for **each** of your children to ensure that their information is full. The profiles don't sync up from child to child, so you'll want to do this for each kiddo.

You can also check your messages through here, and you'll see forms in messages too. Please note that you'll have to download these on a desktop to fill out and return.


Start of the Year

**1st Week
August**

Class Placement

Phase-In Schedule

Communication from Teachers



When preparing for the start of the year, you can expect to receive important information via email from Jamie during the first week of August. This is when you'll get your classroom placement (if your child is joining Primary – in Toddlers you already know your class placement) and your child's phase-in schedule for the first week of school (which we will cover in more detail shortly). Plan accordingly for school to begin the week of August 25th, while knowing that the first week Phase-In Schedule will be slightly different than their schedule for the rest of the year.

Shortly after this first week, if your child is new to either program level (Toddler or Primary), you can expect an email from teachers to set up home visits. We will cover more of what that looks like in a few minutes.

What Do I Need?

Toddler



Keep at School

Primary



XP



Bring Every day



Nothing!



Also while preparing for the beginning of the year, you'll see that there are items to bring the first day of school to keep in the building, and then (aside from non-XP Primary students) items to bring each day. The things you'll need is listed on your Checklist as well as in the email you'll receive from Jamie. You can also see examples of these in the classrooms after, when you're mingling through!

For Toddlers: You'll keep crocs (or similar) at school for indoor shoes, then one 4x6 vertical photo of themselves, and one of your family – all keep at school. Crocs or similar are preferred because of toileting and the general ease of putting them on *and* cleaning them daily! Each day, you'll send a backpack with diapers, a wet bag, wipes, and a change of clothes.

For Non-XP Primary: Primary classrooms prefer softer slippers that are easy to put on, and you can find examples of those in your child's classroom. You'll also keep four 4x6 vertical photos (they can be the same picture!) as well as a change of clothes, which will be changed out periodically.

For XP: Same as primary, with the addition of bringing a backpack each day with lunch and a water bottle.

As a note: Make sure that your forms and any medication, along with medication forms from your child's doctor, are turned in prior to the first day as well. Our office manager, Catherine Ramey, will also send you information regarding forms and submitting them through Brightwheel, if you have not received that already. Feel free to email if you are having trouble finding them!

Getting Acquainted

Home Visits

Before school starts

Students new to program (Primary or Toddler) only

Teachers will reach out to coordinate



At the beginning of the year, we have several points for families and children to get acquainted with the school. The first of these is the Home Visit.

Home Visits are for children new to their program level, meaning new Toddlers and children new to Primary (not XP). These visits take place within a week or two leading up to the first day of school. It's a chance for children to meet one of their teachers, in a space that is comfortable to them...

Again, your teacher will reach out via email to coordinate these shortly after the first week of August.

Getting Acquainted

Classroom Visits & Phase-In

Classroom Visits: 8/22

Times TBD (1st week Aug)

Phase-In begins 8/25

- ***Primary: 1st week staggered start (M/T, W/Th)***
- ***Toddler: first 2 weeks shortened schedule, increasing time***



The next event we have for getting acquainted is the classroom visits & phase-in week. Included in the information of that first email from Jamie, you'll receive all the details for both Visits & Phase-In Week.

This year, Classroom Visits will take place on Friday, August 22. This is a time for your child to see their classroom with their grownups, and get familiar with the new space for a short visit. What you can expect is to be here for a short window of time (again, details in the email) to say hello to teachers and find your child's cubby. Don't worry, a chance for a longer social gathering is coming soon!

Next, we will kick off the school year with our Phase-In Week. During this first week of school, Primary children will start on a staggered schedule, with half of their class. For example, Group A will come Monday and Tuesday, with Group B coming Wednesday and Thursday, with no school Friday for anyone (teacher training day). This allows children to familiarize themselves with some peers, new routines, etc, without overwhelming them.

Toddlers will join this week for each day they're scheduled to be there, but on a shortened schedule. The timing increases over the span of the two weeks. You'll receive exact timing in the email as well, but plan for the shortened schedule for the first two weeks. School is a big transition for some kiddos, especially the younger ones! This gives them time to adjust without exhausting them.

Getting Acquainted

Social Events

Back to School Social: 8/28

*After school, 3:30-5:30
Gathering at park (TBD)*

Back to School Nights:

**Week of 9/23
Grown-ups event**



Finally, we have two social events at the beginning of the year. Our Back to School Social takes place on the first Thursday of school (the last day of the phase-in week). We gather at a park to play, meet families, and hang out!

We also have our Back-to-School Nights coming up the week of 9/23, so be on the lookout for information about that. And, our larger grown-ups event will be in November - that's our annual Fundraiser. More details to follow!

Community Building

Getting Involved



Parent Connections Group (PCG)

School-wide

**Committees Sign-Ups,
PCG Opportunities**

Classroom

**Classroom Volunteering
Reading, projects, etc**



We love parent involvement, and there are lots of opportunities for it! You can expect to receive communication from your teachers for volunteering opportunities in the classroom. Teachers usually reach out after the first 6 weeks of school, allowing children to transition first.

That being said, I'd love to introduce our Parent Connections Group! This is a larger group at the school responsible for engaging with the community, encouraging connections, coordinating moments and events, and participating in welcoming families. Meg and Lucy are our co-leads for this, and I'll let them speak more on community building and engagement opportunities!

Signups are currently available (and will remain available) from the whole school, which includes committees to join, opportunities to help in the building, and more. You'll also notice we have a table for that here, which includes members of our PCG!

You can also email your child's teachers or the school administration at any time if you have a particular expertise, cultural experience, talent, or idea that you'd like to share with the children.

Preparing For School

Preparing Your Child:
Sweet & Simple

Toileting
Toddlers: Support in Class
Primary: Independence

Sick Policy:
Review in Handbook



- Preparing your child
 - Not talking about it *all* summer
 - Maybe playdates, walking by the school
 - Keep it sweet & simple
 - Practicing self care (putting on shoes)
- Toileting
 - Toddlers will support children through toileting
 - Primary - expectation for independence (children used to wearing underwear, can manage changing their clothes, using the facility)
- Sick policy

Other questions? Check handbook! For example...

- When to what wear & bring
 - Look in your handbook (give overarching reminder for that)
- Contacts in your checklist sheet
 - Reminder of very limited communication before August

Questions?



I know that is a lot of information and again, we thank you for coming! Does anyone have any questions?

- Reminder to read their student handbook, and to reach out further with anything else that pops up.

Thank you for coming!

